

**Site Usage**

**1,721 Visits**

**50.73% Bounce Rate**

**7,166 Pageviews**

**00:03:09 Avg. Time on Site**

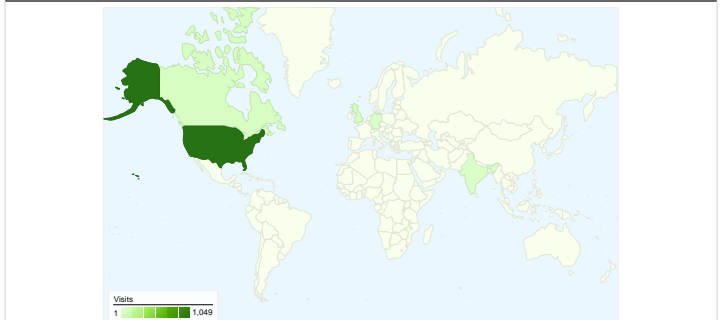
**4.16 Pages/Visit**

**76.53% % New Visits**

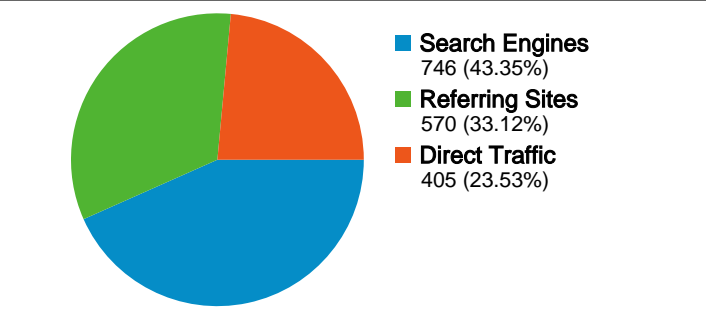
**Visitors Overview**



**Map Overlay world**

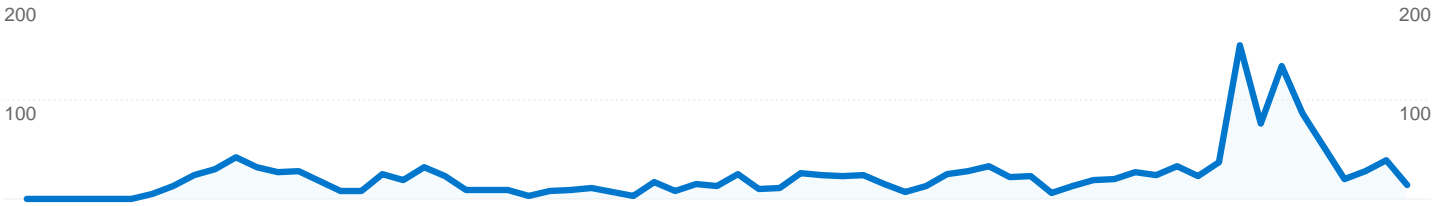


**Traffic Sources Overview**










**Content Overview**

Pages	Pageviews	% Pageviews
/	1,248	17.42%
/db/inventory/pub	268	3.74%
/db/inventory/ltse	238	3.32%
/db/inventory/people	195	2.72%
/db/inventory/images	183	2.55%

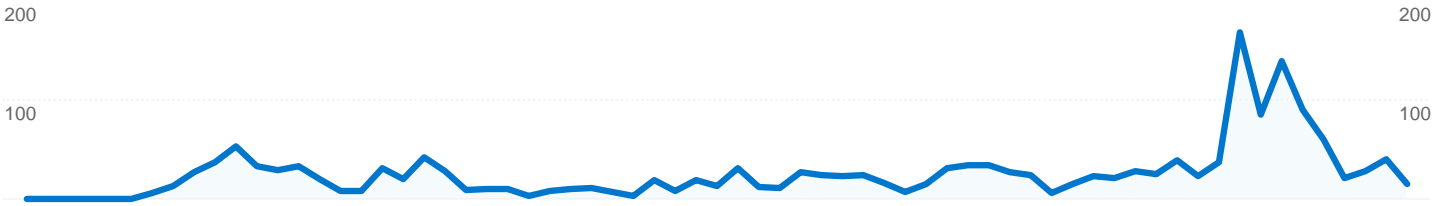


## 1,317 people visited this site




-  **1,721** Visits
-  **1,317** Absolute Unique Visitors
-  **7,166** Pageviews
-  **4.16** Average Pageviews
-  **00:03:09** Time on Site
-  **50.73%** Bounce Rate
-  **76.58%** New Visits

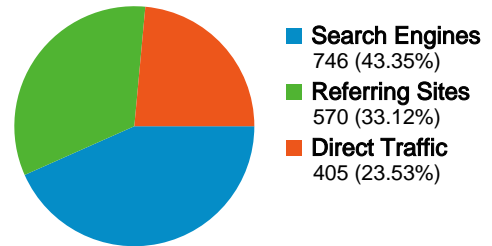
## Technical Profile

Browser	Visits	% visits	Connection Speed	Visits	% visits
Internet Explorer	1,023	59.44%	T1	549	31.90%
Firefox	530	30.80%	Unknown	485	28.18%
Safari	91	5.29%	Cable	354	20.57%
Opera	40	2.32%	DSL	260	15.11%
Mozilla	24	1.39%	Dialup	60	3.49%



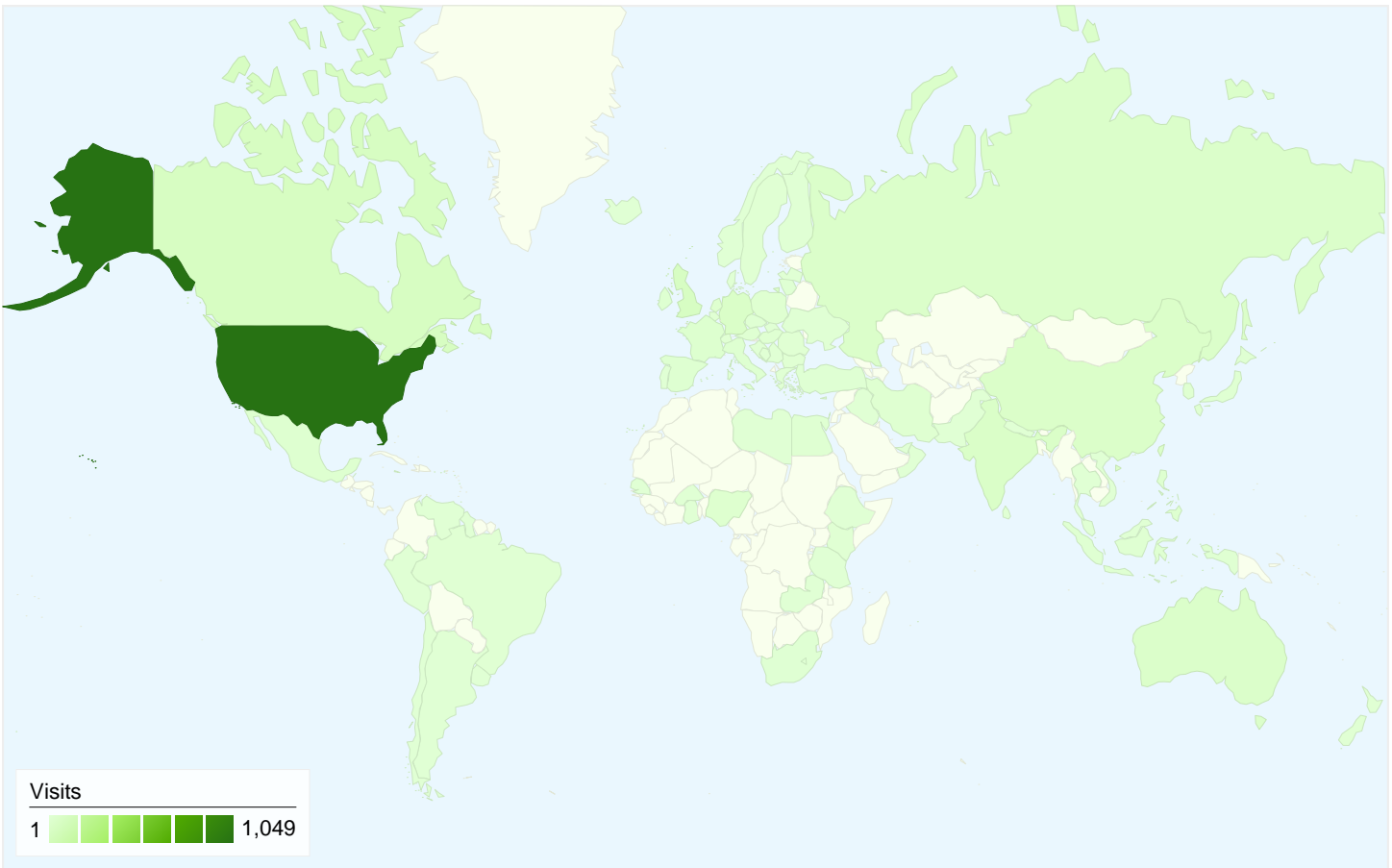
All traffic sources sent a total of 1,721 visits

-  **23.53%** Direct Traffic
-  **33.12%** Referring Sites
-  **43.35%** Search Engines



## Top Traffic Sources

Sources	Visits	% visits	Keywords	Visits	% visits
google (organic)	606	35.21%	ltse	103	13.81%
(direct) ((none))	405	23.53%	allison marc	9	1.21%
motherjones.com (referral)	201	11.68%	soil ecosystem	6	0.80%
sciencedaily.com (referral)	65	3.78%	epic model	4	0.54%
live (organic)	56	3.25%	inceptisol	4	0.54%



**1,721 visits came from 83 countries/territories**

Site Usage						
Visits	Pages/Visit	Avg. Time on Site	% New Visits	Bounce Rate		
<b>1,721</b> % of Site Total: 100.00%	<b>4.16</b> Site Avg: 4.16 (0.00%)	<b>00:03:09</b> Site Avg: 00:03:09 (0.00%)	<b>76.58%</b> Site Avg: 76.53% (0.08%)	<b>50.73%</b> Site Avg: 50.73% (0.00%)		
Country/Territory	Visits	Pages/Visit	Avg. Time on Site	% New Visits	Bounce Rate	
United States	<b>1,049</b>	4.41	00:03:18	73.50%	46.71%	
Canada	<b>57</b>	4.30	00:01:40	85.96%	56.14%	
United Kingdom	<b>56</b>	3.61	00:01:58	80.36%	58.93%	
India	<b>41</b>	1.51	00:01:09	97.56%	73.17%	
Germany	<b>39</b>	4.85	00:03:22	92.31%	53.85%	
China	<b>36</b>	4.08	00:04:53	52.78%	55.56%	
Russia	<b>33</b>	5.58	00:08:06	18.18%	36.36%	
Australia	<b>33</b>	7.58	00:07:30	51.52%	42.42%	
France	<b>19</b>	4.53	00:03:19	89.47%	52.63%	
Nigeria	<b>17</b>	3.76	00:06:45	70.59%	41.18%	






Pages on this site were viewed a total of 7,166 times

 **7,166** Pageviews

 **5,008** Unique Views

 **50.73%** Bounce Rate

## Top Content

Pages	Pageviews	% Pageviews
/	1,248	17.42%
/db/inventory/pub	268	3.74%
/db/inventory/ltse	238	3.32%
/db/inventory/people	195	2.72%
/db/inventory/images	183	2.55%